


Astrantia - a crocheted cowl



Design: Nanna Gudmand-Høyer

This beautiful cowl is made in no time on a 6 mm hook. The shells in the pattern looks a bit like the beautiful perennial Astrantia, commonly known as great masterwort, hence the name.

1st English edition - January 2014, © Filcolana A/S
English translation: Sidsel Sangild

Materials

150 g Cinnia from Filcolana color 288 (nabawii) or color 287 (bitter lemon)
Crochet hook 6 mm

Size

One size; 115 cm in circumference

Gauge

Width: 25 cm
6 rows: 10 cm

Notes

The cowl is crocheted in rows like a scarf. It is joined to a cowl in the last row of the pattern.

Cowl

Crochet in rows as shown in chart 1: Chain 42, crochet row A. Row B and C is repeated until you have just enough yarn to join the short sides of the rectangle (end on a row C).
Join the cowl as shown in chart 2.




Chart 1

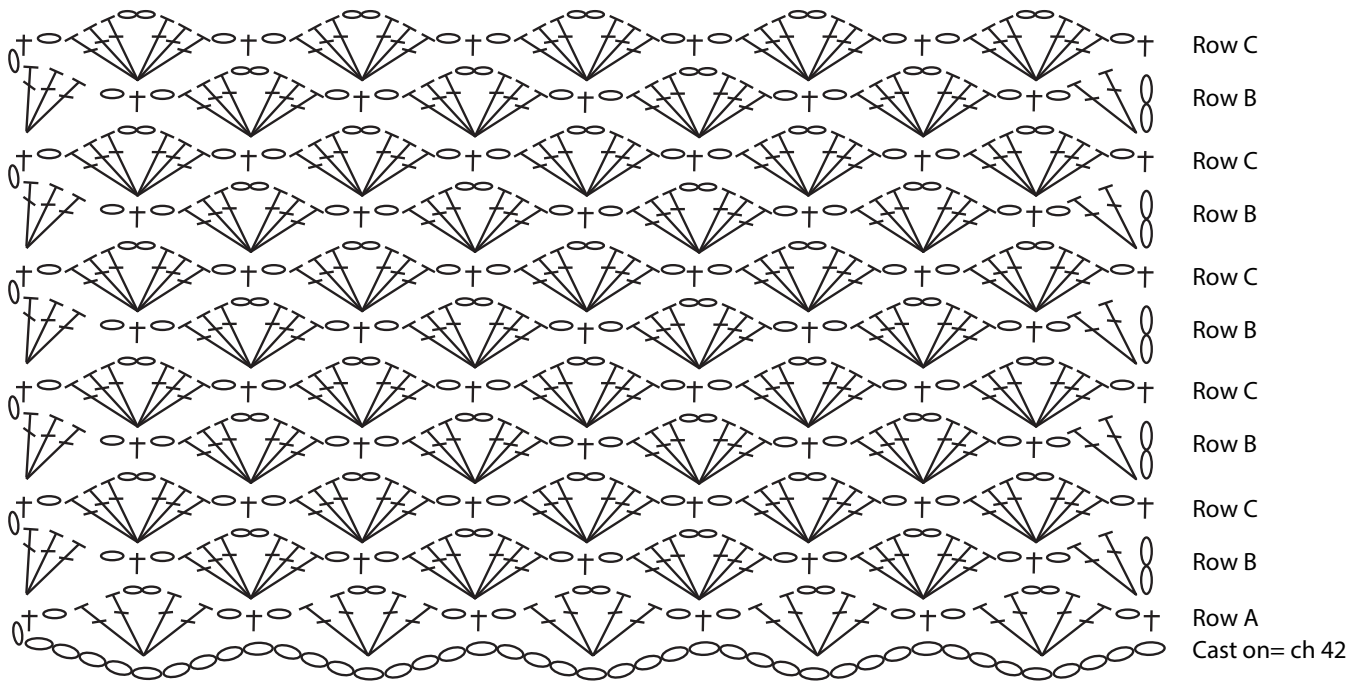


Chart 2

